

NEW

Quality and reliability is our tradition
KYORITSU

ANALOGUE INSULATION TESTER KEW 3431

**Analogue display for
judging tests quickly!**



Compact & lightweight

- **Extremely compact and lightweight design.**
- **Automatic sensor turns the illuminated scale and LED spot light ON/OFF, useful in dimly lit location.**
- **Standard accessories include test probe with remote control switch and protective carry case.**
- **Live circuit warning with buzzer and flashing LED.**

LED color codes for easy reading the scales.



High resistance: **Green LED lights up.**

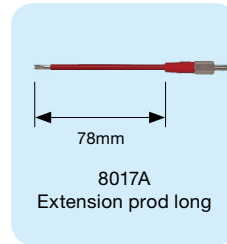


Low resistance: **Red LED lights up.**


● KEW 3431 Specifications

Insulation resistance			
Test voltage	250V	500V	1000V
Max. effective scale value	200MΩ		2000MΩ
Mid-scale value	5MΩ	50MΩ	
First effective measuring ranges	0.1MΩ - 100MΩ		1MΩ - 1000MΩ
Accuracy	±5% of indicated value		
Second effective measuring ranges	Measuring ranges other than above, 0 and ∞		
Accuracy	±10% of indicated value		
LED insulation state indicator indicating result by red / green color	0.25MΩ	0.5MΩ	1MΩ
Voltage measurement			
Voltage range	AC 600V [45 - 65Hz]/DC 600V		
Accuracy	±5% of full scale value		
Applicable Standards	IEC 61010-1, 2-030 CAT III 600V, IEC 61557-1, -2 IEC 61010-031, IEC 61326(EMC), EN 50581(RoHS)		
Power source	LR6/R6(AA)(1.5V) × 4		
Dimensions / Weight	97(L) × 156(W) × 46(D)mm / 430g approx.		
Included Accessories	7260(Test lead with remote control switch), 7261(Test lead with alligator clip), 9173(Carrying case), 8017A(Extension prod long), 9121(Shoulder strap), LR6(AA) × 4, Instruction manual		
Optional Accessories	7243(L-shaped probe), 8016(Hook type prod)		

● Included Accessories




● Optional Accessories



LED & scale light

Automatic sensor turns the illuminated scale and LED spot light ON/OFF.



Live warning LED



RED: AC

ORANGE: DC

Battery status LED

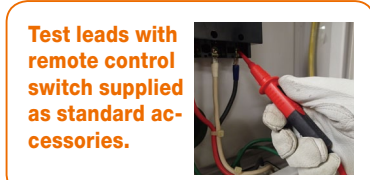


GREEN: OK

RED: Replace

Protection against unintentional selection of 1000V range

There is an empty range selection (space) between 500V and 1000V ranges.



! Safety Warnings :

Please read the "Safety Warnings" in the instruction manual supplied with the instrument thoroughly and completely for correct use. Failure to follow the safety rules can cause fire, trouble, electrical shock, etc. Therefore, make sure to operate the instrument on a correct power supply and voltage rating marked on each instrument.

■ For inquires or orders :



KYORITSU ELECTRICAL INSTRUMENTS WORKS, LTD.

2-5-20, Nakane, Meguro-ku, Tokyo, 152-0031 Japan

Phone:+81-3-3723-0131

Fax:+81-3-3723-0152

E-mail:info-eng@kew-ltd.co.jp

<http://www.kew-ltd.co.jp>