

NEW



Quality and reliability is our tradition

KYORITSU

FLEXIBLE CLAMP METER KEW 2204R/2210R

**The ideal solutions for current measurements
in hard-to-clamp and crowded spaces**

Φ70 mm

TRUERMS



MAX
400A Φ70

CAT IV
600V

KEW 2204R

- Flexible and light weight clamp sensor
- MIN/MAX function
- Backlight LCD display
- IEC61010-1 (CAT IV 600V / CAT III 1000V)



MAX
3000A Φ150


CAT IV
600V

KEW 2210R




● KEW 2204R/2210R Specifications


	KEW2204R	KEW2210R
AC A (RMS)		
Range	4.000/40.00/400.0A	30.00/300.0/3000A
Accuracy	±3%rdg±5dgt[45-500Hz] (At the center of the circle formed by the flexible sensor)	
Crest factor (CF)	Full scale CF<1.6, half scale<3.2 Effective input crest values are $\sqrt{2}$ times of the max values of each range.	
Conductor size	φ70mm max.	φ150mm max.
Influence of Conductor position	Additional ±2%(max.)depending on the distance from the center position	
Overload protection	500A AC for 10 seconds	5000A AC for 10 seconds
Applicable standards	IEC 61010-1, IEC 61010-2-032 CAT IV 600V / CAT III 1000V Pollution degree 2 IEC 61326-1(EMC) , IEC 60529 IP40 , EN50581(RoHS)	
Operating temperature & humidity	0 - +50°C,less than 80% RH (without condensation)	
Storage temperature & humidity	-10 - +60°C,less than 70% RH (without condensation)	
Power source	R03 / LR03(AAA)(1.5V)×2 ※Continuous measuring time : approx.120hours (Auto power off : approx.15 minutes)	
Dimensions	120(L)×70(W)×26(D) : Display unit φ5.5mm approx. : Cable diameter 1.8m approx. : Cable length	120(L)×70(W)×26(D) : Display unit φ8.5mm approx. : Cable diameter 1.8m approx. : Cable length
Weight	200g approx. (including batteries)	300g approx. (including batteries)
Included Accessories	9174 (Carrying case) LR03(AAA)×2, Instruction manual	



Easy to use in crowded cable areas

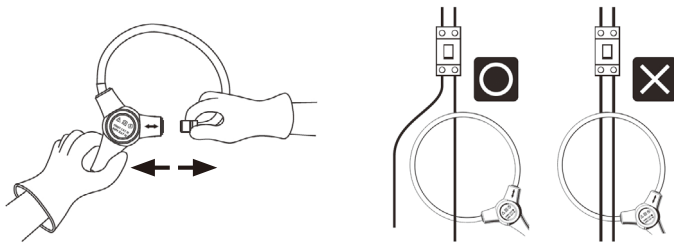


Easy to clamp a wire in hard-to-reach narrow spaces



Easy to read backlight LCD display

Operating Instructions



To open this flex sensor, disconnect the joint by pulling to the right.
Confirm that the joint connector on the flex sensor is firmly.
Clamp onto one conductor only to the illustration above.

● Included Accessories



Safety Warnings :

Please read the "Safety Warnings" in the instruction manual supplied with the instrument thoroughly and completely for correct use. Failure to follow the safety rules can cause fire, trouble, electrical shock, etc. Therefore, make sure to operate the instrument on a correct power supply and voltage rating marked on each instrument.

■ For inquires or orders :



**KYORITSU ELECTRICAL
INSTRUMENTS
WORKS, LTD.**

2-5-20, Nakane, Meguro-ku, Tokyo, 152-0031 Japan
Phone:+81-3-3723-0131
Fax:+81-3-3723-0152
E-mail:info-eng@kew-ltd.co.jp

<http://www.kew-ltd.co.jp>